



OAKSHIRE ELEMENTARY

Media Center Collection Development Plan
2023-24

Mark Charlton
Principal

Jennifer Duvall
Certified Educational Media Specialist

Table of Contents

Table of Contents	2
Executive Summary	3
District Strategic Plan 2025	3
School Collection Development Plan	3
School Assessment Analysis	4
Collection Analysis	5
Collection Analysis by Category	6
Notes	6
Representation Analysis	7
Results	7
Strategic Focus	8
Budget and Purchasing Plan	9
Annual Budget 2023-2024	9
Purchasing Plan 2023-2024	9
Year-to-Year Collection Change	10

Executive Summary

District Strategic Plan 2025

Orange County Public Schools is the eighth-largest school district in the United States and the fourth largest in Florida. The district serves more than 206,000 students at 202 schools and is one of the largest employers in Central Florida with more than 25,000 team members.

Vision: To ensure every student has a promising and successful future.

Mission: With the support of families and the community, we create enriching and diverse pathways to lead our students to success.

School Collection Development Plan

OAKSHIRE ELEMENTARY serves 474 students enrolled in grades K-5. The student population's ethnicity is made of 79% Hispanic and 21% Non-Hispanic students. Additionally, we serve a diverse population made up of 82% White, 12% Black, 1% Native, 4% Asian, 0% Pacific, and 0% Multicultural students.

The administration includes Principal #N/A #N/A and Assistant Principal Michelle Cardoso. OAKSHIRE ELEMENTARY is proud to offer the many special programs which provide students with opportunities. These include the chess and math competition club, safety patrols, and gifted program.

A thorough analysis of the current media center collection at OAKSHIRE ELEMENTARY indicates that the average age of the collection is #N/A and the number of books per student is #N/A. The American Association for School Libraries has established a criteria for highly effective media centers that includes a ratio of 15-20 books available per student in the collection. At this time, OAKSHIRE ELEMENTARY does meet the recommended standards for the number of books per student.

The analysis of the collection also revealed the following areas of strengths and concerns:

- 4th grade students at Oakshire Elementary School scored 71% proficiency in Math which will help increase 5th grade proficiency for the 2023-2024 school year.
- Our STEM, technology, and computer science, information & general works sections are also in need of updates as these topics experience rapid growth and change. A targeted review of the material, weeding, and purchasing would be beneficial.
- The student population at Oakshire Elementary is 76% Hispanic/Latinx. At this time the titles available in our collection do not adequately reflect this group in authors, subject matter, or history

- In addition to the physical media center collection, the district provides almost 5,000 eBooks, audiobooks and digital magazines.
- The average age of the collection is too old due to neglected weeding of book sets with aged titles. When weeding is completed, the average age of the collections will greatly improve.

School Assessment Analysis

The school analysis provides an overview of the school's assessment data for the previous two school years.

Proficiency Data							
Assessment	2021-22	Assessment	2022-23	Assessment	2021-22	Assessment	2022-23
		Star Early Literacy Proficiency	64%				
		Star Reading Proficiency	56%				
						Star Math Proficiency	74%
FSA ELA Grade 3	60%	FAST ELA Proficiency Grade 3	58%	FSA Math Grade 3	83%	FAST Math Proficiency Grade 3	74%
FSA ELA Grade 4	65%	FAST ELA Proficiency Grade 4	59%	FSA Math Grade 4	65%	FAST Math Proficiency Grade 4	71%
FSA ELA Grade 5	41%	FAST ELA Proficiency Grade 5	54%	FSA Math Grade 5	43%	FAST Math Proficiency Grade 5	60%
NGSSS Sci 5 EOC	41%	NGSSS Sci 5 EOC	53%				

Comparison between 2021-22 and 2022-23 Testing Data

(adapted from <https://www.fldoe.org/accountability/assessments/k-12-student-assessment/results/2023.stml>)

In 2023, the state transitioned from Florida Standards Assessments (FSA) to Florida Assessment of Student Thinking (FAST) for English Language Arts (ELA) and Mathematics. The 2022-23 for FAST and Benchmarks for Excellent Student Thinking (B.E.S.T.) End-of-Course (EOC) assessments are based on **provisional** achievement level cuts that are linked to each assessment's respective 2021-22 reporting scale. Comparisons should not be made between the 2023 data and previous years' data. The implementation of FAST K-2 in the 2022-23 school year was the first administration of statewide assessments for students in grades K-2. These assessments include Star Early Literacy Proficiency, Star Reading Proficiency, and Star Math Proficiency.

Collection Analysis

The collection is developed for and influenced by students, their interests, academic needs and alignment to the curriculum. The data below is a snapshot of the collection based on a Titlewise Analysis from July 2023. Purchasing or weeding after that time is not reflected in this data.



11,439

Items in the Collection



22

Items per Student



55

Fiction Titles
in the Collection



39%

Nonfiction Titles
in the Collection

Library media resources are curated to include both recently published works and classics that both rightfully impact the average age of the collection.



2000

Average Age of the
Collection



73%

Aged Titles



4%

Newer than 5 Years

Library media resources should be representative of the school. A commitment to representative literature is reflective of **OCPS values such as equity, inclusion, and respect.**



3555

Representative Titles
in Collection



1999

Representative Titles
Average Age

Social-Emotional Learning (SEL) library media resources can contribute to the **development of character and social-emotional skills**, one of the OCPS's key performance indicators.



3,533

SEL Titles in Collection



20000

SEL Titles Average Age

Library media resources are distributed across the **Lexile reading level ranges** noted below.



111

BR-199
Lexile
Items

296

200-349
Lexile
Items

1117

350-499
Lexile
Items

2587

500-674
Lexile
Items

1909

675-909
Lexile
Items

621

910-1299
Lexile
Items

6

1300+
Lexile
Items

Collection Analysis by Category

The information collected in this section provides a detailed look at the current library collection by classification and genre. The information was gathered from Follett Destiny, the library management system, and Titlewave, the vendor's ordering and analysis tool.

Section	# of Titles	Average Age
Computer Science, Information & General Works	41	2006
Philosophy & Psychology	2009	48
Religion	2005	43
Social Sciences	2001	465
Language	2001	145
Science	2003	1133
Technology	2003	495
Arts & Recreation	2004	321
Literature	1999	116
History & Geography	2001	475
Biography	2000	705
Graphic Novels	176	2015

Notes

- The average age of our Literature Collection would indicate an aged collection, however Classic Literature has older copyright and publication dates so this is an acceptable date. This is also applicable to our Easy (Everybody) materials. Review, weed, and replace as needed due to material condition and circulation statistics.
- While we have an extensive collection of Science books, the average age of those materials would indicate targeting weeded and purchasing.
- Our Technology and Computer Science, Information & General Works sections are also in need of updates as these topics experience rapid growth and change. A targeted review of the material, weeding, and purchasing would be beneficial.

Representation Analysis

Enrollment & Demographic Data					
474 2023-24 Student Enrollment as of September 7, 2023	Subgroups		Federal Ethnicity		
	43% ELL	8% ESE	79% Hispanic	21% Non-Hispanic	
Federal Race Category					
82% White	12% Black	1% Native	4% Asian	0% Pacific	0% Multicultural

To deepen focus on strategic collection development, specific sections of the collection were analyzed in detail to determine whether the media center collection reflects and represents various points of view and experiences. The goal is to provide a balanced collection that can be both a mirror, to reflect a reader's experience, and a window, so readers can experience different viewpoints.

Results

Based on the available school data of OAKSHIRE ELEMENTARY in comparison to Collection Analysis results, it was found that:

Student Representation	% of Students	Total # of Titles	Total % of Titles	Avg. Age of Titles
Hispanic	79%	126	1%	2005
Black	12%	329	3%	2000
Native	1%	139	1%	1995
Asian	4%	76	1%	2005
Pacific	0%			

- The student population at Oakshire Elementary is 76% Hispanic/Latinx. At this time the titles available in our collection do not adequately reflect this group in authors, subject matter , or history. This is a purchasing need in our collection.

- A closer examination of the 161 titles would indicate we have 116 individual titles that reflect Latinx/Hispanic heritage and culture.
- We do not currently have enough titles printed in Spanish or in mixed Spanish/English format to support emerging readers or those reading in their native language.

Strategic Focus

This page lists the priorities for selection and weeding for each school year and includes the action, updates, and outcomes. This is subject to change due to funding and time constraints.

School Year	Strategic Focus
2023-2024	Selection Priorities <ul style="list-style-type: none"> • Titles reflecting Hispanic/Latinx authors, culture, and history in fiction and nonfiction. • Titles in Computer Science, Information, and General Works. • Annual SSYRA Jr. and SSYRA 3-5 materials. • Order more graphic novels
	Weeding Priorities <ul style="list-style-type: none"> • Aged titles in nonfiction. • Aged titles in fiction. • Damaged copies • District catalog clean up project
2024-2025	Selection Priorities <ul style="list-style-type: none"> • Purchase more 1.0-1.9 reading level books • Annual SSYRA Jr. and SSYRA 3-5 materials. • Order more graphic novels • Titles reflecting Hispanic/Latinx authors, culture, and history in fiction and nonfiction. • Completing series books.

	Weeding Priorities <ul style="list-style-type: none">• Aged titles in nonfiction.• Aged titles in fiction.
--	--

Budget and Purchasing Plan

This page outlines the current budget available and specifically lists the priorities for this school year (2023-2024).

Annual Budget 2023-2024

State Funds	
Source	Amount
State (1001111000)	\$2,915.34
Internal Accounts	
Source	Amount
Book Fair Profits	1,942.17
Media Center	109.55
Library Fines	1448.15
Scholastic Dollars	3992.88
TOTAL	10,408.09

Purchasing Plan 2023-2024

Approximate Purchasing Plan	
<i>Purpose</i>	<i>Amount</i>
Latinx books	15%
Computer Science books	10%
Information books	10%
General Works Books	10%
Fiction	25%
TOTAL	70%

Year-to-Year Collection Change

The information below represents the year-to-year change within the library media center collection from the 2022-23 to 2023-24 school year. The 2022-23 data is based on a collection analysis from June 2022, while the 2023-24 is based on a collection analysis from July 2023.





Data Reflection

- There were more books weeded than purchased, which was positive due to the age of our collection. More current books needed to be purchased this year.

2022-23 Purchased and Weeded Materials

Materials
Added to the
Collection **214**

Materials
Weeded from
the Collection **1983**

Category	2022-23	2023-24
 Items in the Collection	13169	11,439
 Items per Student	25	22
 Average Age of Collection	2000	2000
 Representative Titles in the Collection	28%	31%